

## Pleasure and Speed General Rules Updated 2017

1. The WWHSA will be governed by AQHA rules, except where noted.
2. The use of the term "horse" for WWHSA purposes shall refer to grade and registered horses, miniature horses, ponies, mules and donkeys.
3. The use of drugs on horses in WWHSA shows is PROHIBITED.
4. Exhibitor's age will be determined as of January 1. (i.e., a junior that is 13 on January 1 will ride in the 13 & under age group for the show season even though he/she may be 14 before the show season ends.)
5. Pleasure: Tank tops, halter tops, shorts, tee shirts and similar type clothes will not be permitted in the show ring. Also, all exhibitors are required to wear boots or hard-soled shoes. If a contestant enters a class in any of the above garments or without boots or hard-soled shoes, he/she will be disqualified. At the show committee's discretion, adjustments to attire may be authorized due to weather related conditions. Speed: See individual club rules.
6. If a horse sold, points DO NOT transfer.
7. A horse may be entered only once per class.
8. Reruns shall not be allowed in performance classes in the event of personal equipment failure.
9. No junior (18 & under) shall be allowed to exhibit a stallion that is two years or older.
10. Novice classes- Horse/Rider combination has never won first place in a non-novice class. If a team is eligible at the start of the show season, they are eligible for the rest of the year.
11. All approved WWHSA shows must include a WWHSA Benefit Open Walk-Trot class. All proceeds will be paid to the WWHSA Treasurer within two weeks of the show. Each club may deduct the cost of ribbons from class proceeds.
12. All pleasure show bills must include the following classes: tiny tot showmanship, tiny tot walk trot pleasure, tiny tot equitation, solid horse halter and spotted horse halter

### Registration-WWHSA Clubs

13. Each Club will pay WWHSA a membership fee each year by the February meeting.
14. A designated person at each member club shall have the responsibility of providing the WWHSA point keeper with a membership list containing those members in good standing by April 1<sup>st</sup>. Updated lists of additional members shall be forwarded to the point keeper as needed.
15. The Secretary of each show shall send placings to the points keeper within 2 weeks of the show.

### Exhibitors

16. Exhibitors must be a member of a WWHSA club or organization for their points to count and must be registered with the point keeper before the class begins. Membership will follow the rider. Riders may show any horse and do not need to own the horse they show.
17. Pleasure (Not speed): Each rider must complete a registration form and pay the registration fee each year. The registration form and payment MUST be received prior to the horse being show. Show dates prior to the receipt of the registration will not be counted. Each rider must complete a WWHSA points sheet for each show and these must be mailed to the points keeper within 2 weeks of the show. Additional horses can be added at any time during the show season.
18. Any contestant withdrawing from a class after entering shall forfeit the entry fee, except in case of incapacitating sickness, injury to self or horse, serious illness, or death in contestant's family. Refunds are at the show committee's discretion.
19. Pleasure: The correct number must be visible on the exhibitor or horse for WWHSA points to count. The number will be for a horse/rider combination. A person competing without a number will not be judged. Speed: see individual club rules

**Pleasure riders:** A permanent horse/rider number may be requested when submitting your membership form. The WWHSA Secretary will notify you of your permanent number. New permanent numbers will be assigned to new horse/rider combinations upon request to the WWHSA Secretary.

20. If any person rides in the wrong age group, he/she will be disqualified. The entry for that class will not count.

t the beginning of every season, each contestant showing a Junior horse, must submit a record of age for their horse at the first competition attended; i.e.: A registered horse should turn in a copy of the Registration papers, a grade horse should turn in a copy of the current coggins papers for permanent WWHSA records. If proof of ages is not turned in, points will not count toward Year End Awards.

21. All exhibition riders must pay the same fee as other participants. Entry cards must be completely filled out with the word "Exhibition Only" marked across the top of the card. The entry will not be judged in the class and no points will be earned.

### Points Rules and Procedures

22. Entries will be counted as contestants enter the ring. Points will be awarded on the following basis:

First Place = 5 Points

Second Place = 4 Points

Third Place = 3 Points

Fourth Place = 2 Points

Fifth Place = 1 Point

Pleasure: If there are less than 5 entries in the class, the first place horse shall receive as many points as there are entries in the class. The remaining entries will receive points accordingly. (i.e. If 4 entries, 1<sup>st</sup> = 4 pts, 2<sup>nd</sup> = 3 pts, etc.)

Speed: Points will be awarded per above regardless of the entries. 1 point will be awarded for participation.

23. The points will count only on the horse in halter classes. Points will be on a horse/rider combination for all riding events (including showmanship).

### Judges

24. The judge shall have the authority to require the m/removal of any alteration of any piece of equipment or appointment which in his/her opinion would tend to give a horse unfair advantage or which he/she believes to be inhumane.
25. Judges may judge two approved shows per season as long as the show dates are at least 30 days apart. The show committee must inform the judge of this rule when they hire him/her. Judges are required to hold a judge's card.
26. Judges are to be sensitive to any conflict of interest, may NOT judge immediate family members, any horse they have received remuneration of any kind for sale or training with in the last six months. Or judge any persons that they have received remuneration of any kind for teaching prepossession, or horses owned by the judge.
27. If a person has a physical handicap where he/she needs special aids, he/she may be allowed to use them at the discretion of the show committee.

### Conduct

28. All exhibitors are expected to participate with a sportsmanship attitude. If an exhibitor wishes to speak to the judge, he/she may do so by receiving permission from the ringmaster. The judge will dismiss anyone from the ring that displays unsportsmanlike conduct, such as schooling during the line-up or after the class has been dismissed. If necessary, further disciplinary action can be taken by the WWHSA Disciplinary committee.

### Complaints

29. All complaints to the WWHSA must be submitted in writing to the Disciplinary committee and must be accompanied by a \$10.00 fee. They must be sent within 7 days of the time the complaint was lodged. If the complaint is verified the money will be refunded, if voted down, the money will stay in the WWHSA treasury. The complaints will be decided by a majority of the quorum.
30. Any questions regarding these rules and the corresponding class rules shall be sent in writing to the WWHSA President. The President, Vice-Presidents, Secretary and Treasurer shall review and answer said questions.

### Awards

31. All awards shall be presented at the designated year end awards ceremony at the time and place announced by the WWHSA.
32. WWHSA reserves the right to combine awards due to low number of entrants in a specific category.

## HALTER AND PLEASURE RULES

### Age of the Horse

The age of the horse or mule shall be computed on the basis of a calendar year starting January 1 of the year foaled. It is a weanling during the calendar year in which it is foaled and a yearling during the first calendar year following its foaling date, regardless of the time of year foaled. For example, a horse foaled any time in 2000 is considered 1-year-old as of January 1, 2001 and 2 years old on January 1, 2002.

#### 1. Halter

- a. It will be the duty of the ringmaster at the discretion of the judge, to remove or excuse all kicking and disruptive horses from the ring.
- b. The use of a chain in a halter class is restricted to under the chin or over the nose. Stallions one year of age and older may not be shown with any chain through the mouth with the sole exception that they may be shown with lip chains with unsecured keepers so long as at least two chain links remain outside of the halter before attachment to the keeper or leather part of the lead shank.
- c. Attire shall be consistent with the class (i.e. English Attire for English Type at Halter)

2. **Showmanship at Halter:** Pattern at the judge's discretion. To be judged on: appearance of the horse, 40 points; appearance of the exhibitor, 10 points; showing the horse in the ring, 50 points. The 50 points to be judged on:

##### a. Leading (15 points)

- i. Enter ring leading the animal at an alert walk in a counter-clockwise direction unless otherwise directed by the judge. Walk on the animal's left side, holding the lead shank in the right hand, near the halter. The remaining portion of the lead in held neatly and safely in the left hand. A tightly coiled or rolled lead shank will be considered a fault in showmanship. The animal should lead readily at a walk or trot.
- ii. After the judge has lined up the class in front of the spectators, they will call each exhibitor to move their horse individually. When moving the horse, be sure the judge gets a clear, unobstructed view of the horses' line. Lead the horse from the left side the required distance, stop and turn to the right around the horse.

##### b. Posing (15 points)

- i. When posing your horse, stand toward the front, facing the horse, but not directly in front of the horse and always in a position where you can keep an eye on the judge.
- ii. Place Quarter Horses, Paint and Appaloosas with their feet squarely underneath them. Other breeds to be shown according to their style. Do most of the showing with the lead strap. Never kick the horse's leg into position.
- iii. Do not crowd the exhibitor next to you when in a side by side position. Do not crowd the exhibitor in front of you when lined up head to tail.
- iv. When the judge is observing other animals, let your horse stand, if posed reasonably well.
- v. Be natural (over showing, undue fussing and maneuvering are objectionable).

##### c. Poise, Alertness and Merits (20 points)

- i. Keep alert and be aware of the position of the judge at all times. Don't be distracted by persons outside the ring.
- ii. Show the animal at all times, not yourself.
- iii. Respond quickly to requests from the judge and officials.
- iv. Be courteous and sportsmanlike at all times.
- v. Recognize quickly and correct faults of your horse.
- vi. Keep showing until the entire class has been placed and you are excused from the ring.

#### 3. Junior Horse (horses 5 and under)

- a. All Junior Horses may be ridden two-handed in all classes. A bosal, snaffle or curb bit is allowed. A rider may use two hands only on a snaffle bit or bosal. All other bits will be ridden one-handed. Entrants will be disqualified for not following this rule. Proof of age must be available on request. The judge is to remember it is the performance of a young horse that is to be considered. Definitions: The snaffle bit is defined as a smooth ring with a broken mouthpiece at least 3/8" in diameter, with no shanks. Examples are O-ring, D ring or egg butt. Leather curb straps are permissible. Reins may or may not be crosses. The shank bit is defined as a curb bit with a solid or broken mouthpiece, has shanks, and acts with a curb action. Rider must ride one-handed. A bosal may be braided leather or rawhide and no larger than 3/4" diameter at the cheek. There must be a minimum of one finger space (approximately 3/4") between the bosal and the horse's nose. Absolutely no metal under the jaw or on the noseband in connection with the bosal will be allowed. The bosal should be properly fitted relative to the horse's size and conformation. When using a bosal, reins may be tied in bosal manner. The judge may examine a horse's bit if the judge so desires.

#### 4. All Western Pleasure Classes

- a. These classes will be judged on the performance and conformation of the horse and the discretion of the judge. Entries will be penalized for excessive speed or being on the wrong lead. Horses are to be shown at a walk, jog and lope on a reasonable loose or light contact rein without undue restraint. Horses must work both ways on the ring at all three gaits to demonstrate their ability with different leads. Horses shall not be asked to extend the lope. Horses are to be reversed to the inside. They may be required to reverse at the walk or jog at the discretion of the judge; but shall not be asked to reverse at the lope. Judge must ask that the horse be backed. Judge may ask for additional work of the same nature from any horse. They are not to ask for work other than listed above. Rider shall not be required to dismount except in the event the judge wishes to check equipment. Reins shall be held in one hand and may not be changed during the performance. Hand to be around the reins. One finger between the reins permitted. Junior horses may be excluded from this rule when following the guidelines in rule #3 above. While horse is in motion, rider's hands shall be clear of the horse and saddle. Spurs or romal shall not be used forward of the cinch. Horse shall be shown with a stock saddle. Silver equipment will not count over a good working outfit. Chain curbs are permissible; but must meet the approval of the judge, must be at least 1/2" in width, and must lie flat against the jaw of the horse. No wire curbs, regardless of how padded or covered, nor a curb strap narrower than 1/2" will be permitted. A martingale, tie-down or mechanical hackamore are prohibited. Riders shall wear western hat and boots. Helmets, spurs and chaps are optional.



## 5. English Pleasure

- a. Any breed of horse or mule is eligible. Horses to be shown at a walk, trot, and canter both ways of the ring. Light contact with the horse's mouth is recommended. It is the option of the judge to require an exhibitor to extend a gait. However, if saddleseat horses are being exhibited, horses shall not be asked to hand gallop. The Judge may as the group to halt and stand quietly on a free rein (loosened rein). Horses are required to back easily and stand quietly, the judge may require at their discretion, the backing of only the finalist in the class. Huntseat horses are to be reversed to the inside of the ring. Saddleseat horses may be reversed either way of the ring at the option of the exhibitor. Horses to be shown under suitable English equipment. Riders to wear English attire suitable to their style of riding. Hackamores, martingales and tie downs are prohibited in all flat classes.

## 6. English Equitation

- a. Riders will be judged on seat, hands and ability to control and show their horse. Results as shown by performance of the horse are not to be considered more important than the method used by the rider in obtaining them. The equitation class is to determine the riding ability of the rider and the judge will bear this in mind at all times. Consideration shall be given as to the size of the rider. Class routine: Riders may be asked to perform rail or individual work or a combination of both at the judge's discretion. The judge may not ask the contestant to ride another contestant's horse. Pattern for individual workouts will be left to the judge's discretion.

## 7. Western Horsemanship

- a. Riders will be judged on seat, hands and ability to control and show their horse. Results as shown by performance of the horse are not to be considered more important than the method used by the rider in obtaining them. The horsemanship class is to determine the riding ability of the rider and the judge will bear this in mind at all times. Consideration shall be given as to the size of the rider. Reins shall be held in one hand and cannot be changed during the performance. Hand to be around the reins. One finger between the reins is permitted. Junior horses may be excluded from this rule when following the guidelines in rule #3 above. Class routine: Riders may be asked to perform rail or individual work or a combination of both at the judge's discretion. The judge may not ask a contestant to ride another contestant's horse. Patterns for individual workouts will be left to the judge's discretion.

## 8. Bareback Equitation

- a. May be ridden either Western or English. This class shall have the same routine as in rules #6 and #7. English riders do not have to post at the trot. No chaps allowed.

9. **Color Breed Horse Classes** – Color breed Halter and Western Pleasure are open to horses with Palomino, Buckskin, Dun, Grulla, Appaloosa, Paint or Pinto coloring. Horses must have regular or Breeding stock papers in hand from a recognized breed association or have natural color or Paint, Pinto, or Appaloosa markings defined as the following: natural paint markings that extend beyond the perimeter of a 2-inch diameter ring in the following described visible zones: SIDE VIEW-

Behind a line from the front of the base of the ear to the throat latch. Extending up to or above a horizontal line around the front leg at the floor of the chest. Extending up to or above a horizontal line around the hind leg at the center of the stifle joint. Extending up to or above a straight line from, point at the floor of the chest behind the front leg to the center of the stifle joint, outside the fold of the flank. FRONT VIEW – Head: behind line from the base of the ear forward horizontally to the base of the front. REAR VIEW – Extending up to or above a horizontal line passing around the horse from the center of one stifle joint to the center of the other stifle joint as viewed from the rear. On Paint or Pinto horses, the white markings shall have watch eye(s); blue zone around a "natural Paint marking"; two color mane, one color being natural white. Appaloosa: white around the eye, sclera, striped hoof and mottled skin.

**Therefore, color breed pleasure/halter etc.** is open to Palominos, Buckskins, Appaloosa, Paints and Pintos as defined directly above. Horses may show in either solid color or color breed but not both per show.

## 10. Lead Line Equitation

- a. The class will enter the ring at a flat-footed walk turning to the right and proceeding in a counterclockwise direction on the rail. The class will be worked at a walk only, in both directions of the ring. In the line-up the judge may ask the riders to back up their horses to help them judge the extent of the rider's horsemanship. The rider will be judged on his or her basic position in the saddle, hand position, leg position, seat position and back position. The horse must be led and controlled by the handler. The lead shank, at least six feet long, must be attached to the halter that is under the bridle so that while the rider is on the rail, the horse is controlled by the handler. If the judge asks the rider to back the horse in the line-up, the handler should not aid the rider. The handler should only keep the horse under control. The rider may ride English or Western in this class. The person leading the horse is to be dressed in accordance with the rider. No contestant in the Lead Line Class will be allowed to be tied, buckled or fastened to the saddle in any manner.

## 11. Tiny Tot Pleasure/Equitation (10 and Under Walk/Trot)

- a. Exhibitors 10 and under may show in either 10 and under Walk/Trot OR 13 and under but not in both. Once a decision is made for the Tiny Tot (10 & under) to move up to Youth (13 & under) or ride in ANY 3 gaited classes at an approved WWHSA show, they will no longer be eligible for points as a Tiny Tot and cannot go back to that division for that show year.

## 12. Trail Class

- a. This class may be ridden English or Western. Only one hand may be used on the reins for western horses in a curb bit. Junior Horses may be ridden two handed if they follow the guidelines in rule #3 above.

## 13. Disciplined Rail / Judge's Command

- a. The Disciplined Rail class is a command class to show the ability of a highly trained horse. Horses may be show Western or English and riders should be properly attired according to tack.
- b. All horses shall enter the ring and be shown together with no individual work off except in the case of a tie only. Should the number of entries warrant more than one go-around to determine finalists, each go-around shall require the exact same sequence of work performed to determine finalists. All finalists shall be considered and judged for awards.
- c. The class shall be judged or scored on the ability of the individual horse as being exhibited. The calls shall not be scored as a "fault and out" class. The judge may vary the work order of a class but shall

maintain the same order of work if more than one go-around is required for the class to determine finalists. When a final go-around is being judged the order of work requested may be varied and additional work requested from the original go-around.

- d. The class routine shall be to perform work on the rail and may include any of the following:
  - i. A short walk, jog/trot and/or slow lope/canter at either one or both ways of the rail.
  - ii. Flying changes of leads either or each way of the ring.
  - iii. A start and travel on an incorrect lead or a counter lope/canter.
  - iv. Start to lope from a standstill.
  - v. Sliding stop to include setting on a loose rein.
  - vi. Dismount and remount from either side with horse to stand quiet and attentive to rider.
  - vii. Sidepass to either or both left and/or right.
  - viii. A turn on the forehand and/or hindquarters
  - ix. A hand gallop or extended lope of no more than eight (8) horses at a time may only be used for finalists of a class.
  - x. Extended walk or jog/trot at any time of the class including a full class.
  - xi. Additional work to include portions or variations of the above, with exception of #9 allowed only once for finalists, but in no way shall a horse be required to be overworked or to perform unsafely.
- e. This class is to be judged on performance, ability, response and attitude of the horse. The judge shall be positioned to view the complete arena by standing at an end or corner or out of the arena when possible to view as many entries as possible during the class. It is suggested, but not required, to have a judge announce the order of work to be performed during the class.

## ENGLISH PLEASURE EQUIPMENT\*

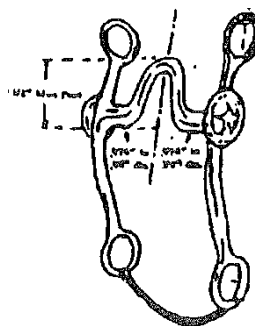
\*the following equipment rules are for PLEASURE shows only (not Hunter/Jumper and/or Dressage shows)

1. In reference to mouthpieces, nothing may protrude below the mouthpiece (bar). Solid and broken mouthpieces may have a port no higher than 1 ½ inches. On broken mouthpieces only, connecting rings of 1 ¼ inches or less in diameter or connecting flat bar of 3/8 to ¾ inches (measure top to bottom with a maximum length of 2 inches) and which lie flat in the horse's mouth are acceptable. All mouthpieces must be a minimum of 5/16 inches in diameter with snaffles to be measured 1 inch from the cheek of the ring. Smooth round, oval, egg shaped, slow twist, corkscrew, single twisted wire, double twisted wire, straight bar and solid mouthpieces with a maximum of 1 ½ inch high ports are allow.
2. Optional Equipment
  - a. Spurs of the unroweled type.
  - b. Crops or bats.
  - c. Gloves.
  - d. English breast plate.
  - e. Braiding of mane and/or tail in hunt style.
3. Prohibited Equipment
  - a. Draw reins.
  - b. Roweled spurs.
  - c. Standing or running martingales.
  - d. Boots of any description.
  - e. Leg wraps, figure-8 or flash nose bands.
  - f. Driving bits/equipment is covered in a different section.
4. Bits of any style (Pelham, snaffle or kimberwick) featuring mouthpieces with cathedrals, donuts, prongs, edges or rough, sharp material shall be cause for elimination. If a curb bit is used, the chain must be at least ½ inch in width and lie flat against the jaw of the horse.

## WESTERN EQUIPMENT

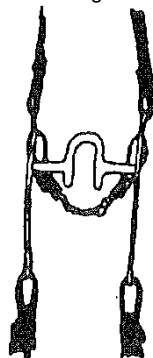
1. References to a hackamore mean the use of a flexible, braided rawhide, leather, or roped bosal, the core of which may be either rawhide or flexible cable. Absolutely no rigid material permitted under the jaws, regardless of how padded or covered. This rule does not refer to a so-called mechanical hackamore.
2. References to snaffle bits in western performance classes mean the conventional O-ring, egg-butt or D-ring, with a ring no larger than 4". The mouthpiece should be round, oval, egg-shaped, smooth and unwrapped metal. It may be inlaid, but smooth or latex-wrapped. The bars must be a minimum of 5/16" in diameter, measured one inch in from the cheek with a gradual decrease to the center of the snaffle. The mouthpiece may be two or three pieces. The connecting ring of 1 ¼" or less in diameter, or a connecting flat bar of 3/8" to ¾" (measured top to bottom, with a maximum length of 2"), which lies flat in the horse's mouth is acceptable.
3. References to a bit in western performance classes means the use of a curb bit that has a solid or broken mouthpiece, has shanks and acts with leverage. All curb bits must be free of mechanical device and should be considered a standard western bit. A description of legal, standard western bits include:
  - a. 8 ½" maximum length shank to be measured as indicated in the diagram. Shanks may be loose or fixed.
  - b. Concerning mouthpieces, bars must be round, oval, egg-shaped, smooth and unwrapped metal of 5/16" to ¾" (measured 1" from the cheek). They may be inlaid but must be smooth or latex wrapped. Nothing may protrude below the mouthpiece (bar), such as extensions or prongs on a solid mouthpiece. A three-piece, connecting ring of 1 ¼" in diameter, or a connecting flat bar of 3/8 to ¾" (measured top to bottom with a maximum length of 2"), which lies flat in the horse's mouth is acceptable.
  - c. The port must be no higher than 3 ½" maximum, half breed and spades are standard.
  - d. Slip or gag bits and donut or flat polo mouthpiece are not acceptable.

Legal bit:

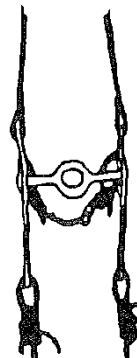


Illegal Bits:

Prong Bit



Donut Bit




4. Except for hackamore; snaffle bit classes and junior horses shown with hackamore/snaffle bit, only one hand

may be used on the reins and the hand must not be

changed. The hand is to be around the reins, index finger only between split reins is permitted. Violation of this rule is an automatic disqualification.

5. Whenever this handbook refers to romal, it means an extension of braided material attached to closed reins. This extension may be carried in the free hand with a 16 inch spacing between the reining hand and the free hand holding the romal.
6. The romal shall not be used forward of the cinch or to signal or cue the horse in any way. Any infraction of this rule shall be penalized severely by the judge.
7. Junior horses competing in junior western pleasure, western horsemanship, western riding and trail that are shown with a hackamore or snaffle bit may be ridden with two hands on the reins.
8. In all western classes, horses will be shown in western saddles. Silver equipment will not count over a good working outfit. Horses five years and younger may be shown in a snaffle bit, hackamore, curb bit, half breed or spade bit. Chain chin straps are permissible, but must meet the approval of the judge, be at least one-half inch in width and lie flat against the jaw of the horse.
9. Optional Equipment:
  - a. Rope or riata; if used, the rope or riata must be coiled and attached to the saddle.
  - b. Hobbles attached to the saddle
  - c. Tapaderos, except in working cow horse where they are not allowed
  - d. Protective boots, except in western pleasure, trail and halter where they are not allowed.
  - e. Leg wraps, except in western pleasure, showmanship at halter, and western horsemanship where they are not allowed
  - f. Tie-downs for roping, speed events and team penning
  - g. Running martingales for speed events and team penning
  - h. Spurs: not to be used forward of the cinch
10. Prohibited Equipment:
  - a. Wire chin straps; regardless of how padded or covered.
  - b. And chin strap narrower than one-half inch.
  - c. Martingales and draw reins; except for speed events and team penning.
  - d. Nosebands and tie-downs, except for roping, speed events and team penning. However, these cannot have any bare metal in contact with the horses head.
  - e. Jerk lines for roping.
  - f. Tack collars for roping



## WESTERN TIMED EVENT RULES

### General

1. All ages are as of January 1<sup>st</sup> of the current year. Age divisions shall be as follows:
  - a. Tiny Tot: 10 and under
  - b. Youth: 11 - 13
  - c. Junior: 14 - 18
  - d. Senior: 19 - 39
  - e. Senior Senior: 40 and over
2. The judge's decision is final. Judge can include, but may not be limited to: ring man, show judge, gate person, and/or show announcer.
3. The gate of the arena will be closed during each competitor's turn. However, it need not be closed when the run begins depending on the club rules.
4. An electric timer will be used. Knocking over the timer by a contestant shall be automatic disqualification.
5. Electric timer failure will result in the competitor having the opportunity for a re-run immediately or at the end of the class. If the original run was clear and the timer failed, the re-run must be clear as well to count. If not, the competitor can have a second re-run. In no circumstances will more than two re-runs be allowed.
6. Tack failures during the run in the arena will result in a "no time" run.
7. Obstacles cannot be placed per club grounds.
8. Only one run per horse, per class can count for points. The run to count for points must be the first run for the horse in the event.
9. Safety for horse and rider shall be of the utmost importance in all events.

### Competitors

10. Hard soled boots required. Hats are optional but the association strongly recommends the use of helmets for safety reasons. No slip on spurs will be permitted.
11. Competitors may use bats, spurs, over-and-unders, and crops. Touching of barrels and/or poles is permissible while taking your turn.
12. Excessive hitting of the horse will result in a "no-time" ride and the competitor may be asked to leave the show grounds.

### Class Specifications

13. Plug Race: a 55-gallon barrel will be placed at least 100 feet from the timing line. The rider must go around the barrel and back across the timing line. The rider can turn the barrel in either direction. Tipping the barrel will result in a 5 sec. per barrel penalty.
14. Keyhole Race: Six poles will be set up to form a tunnel with three on each side. The tunnel will be four feet wide and ten feet long. The rider must ride through the tunnel, turn around, and ride back through the tunnel and across the timing line. The rider can turn either direction on the turn around. Tipping of any pole will result in a 5 sec. per pole penalty.
15. Jumping Figure 8: A jump will be placed no more than 50 feet from the timing line. This jump will be no more than eighteen inches high and from eight to twelve feet wide. Three barrels will be placed in a straight line across the arena parallel to the timing line and at least 21 feet from the jump. These barrels will be 30 feet apart from each other. The barrels can be run either to the left or right. As the figure "8" pattern ends the rider rides back over the jump and across the timing line. Knocking down any equipment will be a 5 sec. per penalty upon the club's prior discretion. Breaking pattern will be a disqualification.

16. **Barrel Race:** Three 55 gallon barrels will be set up in a triangular pattern. The first two barrels will be at least 50 feet from the timing line and 50 feet apart horizontally from the timing line. The third barrel will be 50 feet from the dead center between the first two barrels to make the tip of the triangle. The rider will ride a cloverleaf pattern. The first turn will be one direction with two turns in the other direction. The rider may go either to the left or right on the first turn. The run ends with the rider crossing the timing line. Knocking over any barrels will be either a five second penalty or disqualification, upon the club's prior discretion. Breaking pattern will be a disqualification.
17. **Speed and Action:** A box 12 feet square will be marked out three feet in front of the timing line. The corners of this box will be marked with either cones or poles. A barrel will be placed at least 75 feet from the timing line. The rider will ride into the box, stop forward motion and wait for the judge to tell them to start. The rider must exit the front of the box; ride to and around the barrel in either direction, return across the timing line and stop in the box. Horse and rider shall remain in the box for five seconds. Disqualifications shall consist of: horse backing out of the start box, horse not starting their run from the front of the box, knocking over the barrel, leaving the start box prior to the judge's approval, running through the stop box after completing the run, or not remaining in the stop box for the full five seconds.
18. **Pole Bending/Weaving:** Six poles will be placed with the first being 21 feet from the timing line and each of the five succeeding poles being 21 feet from the previous pole line. The last pole must be at least 21 feet from the arena fence. In weaving, the rider crosses the timing line and begins to do a spiral pattern around each pole and a turn around the final pole and then continues to spiral pattern on the return to cross the timing line. In pole bending, the rider crosses the timing line and proceeds directly to the far end of the poles, begins the weaving pattern back toward the timing line, makes a turn around the first pole from the timing line, then proceeds weaving back away from the timing line. After weaving the last pole, they turn and run directly across the timing line. Knocking down any poles on either part of the run will be either a five second penalty or disqualification, upon the club's prior discretion. Breaking pattern will be a disqualification.
19. **Other events:** Individual Clubs can determine other events to offer. The rules will be explained by the individual club and patterns explained. If the rider has questions about the pattern they should be sure to ask the show office. Only single rider timer events will be counted for WWHSA points. I.e. No "double or more" rider events.

## Awards

1. In each age bracket a Grand and Reserve High Point award will be given for all the following timed events combined. In addition, third through fifth place ribbons will be awarded:
  - a. Pole Bending (only)
  - b. Barrels (only)
  - c. All other events (added together, not including a & b)
2. Special Awards (earned per horse/rider combination)
  - a. **Register of Merit (ROM):** This award shall be earned upon accumulating 50 points in any number of approved classes.
  - b. **Superior:** This award shall be earned upon accumulating 250 points in any number of approved classes.
  - c. **Champion:** This award shall be earned upon accumulating 500 points in any number of approved classes except that the horse must have accumulated at least 50 points in Barrels or Pole Bending/Weaving or a combination of these classes and at least 50 points in Plug Race Flag Race or a combination of these classes.
  - d. **Grand Champion:** This award shall be earned upon accumulating 1000 points in any number of approved classes except that the horse must have accumulated at least 100 points in Barrels or Pole Bending/Weaving or a combination of these classes and at least 100 points in Plug Race Flag Race or a combination of these classes and at least 50 as a combination of the "other classes".
  - e. **Supreme Champion:** This award shall be earned upon accumulating 1500 points in any number of approved classes except that the horse must have accumulated at least 150 points in Barrels or Pole Bending/Weaving or a combination of these classes and at least 150 points in Plug Race or Flag Race or a combination of these classes and at least 100 points as a combination of the "other classes".